

SARGENT®

ASSA ABLOY

Signature® Series



Signature® Series

Table of Contents	Page
KeyWizard™ Key Management Software	1
Components	2
Mortise/Rim	3
Bored Locks	4
Large Format Interchangeable (Removable) Core/Padlocks	5
Key Blanks	6
Keyway Control Comparison	7
Construction Master Keying	8
Forms	9
Features	Back Cover

Policy

The SARGENT® Signature® patented cylinders and keys are available through the normal channels of distribution.

Assignment of unique SARGENT Signature patterns must be pre-approved by the factory.

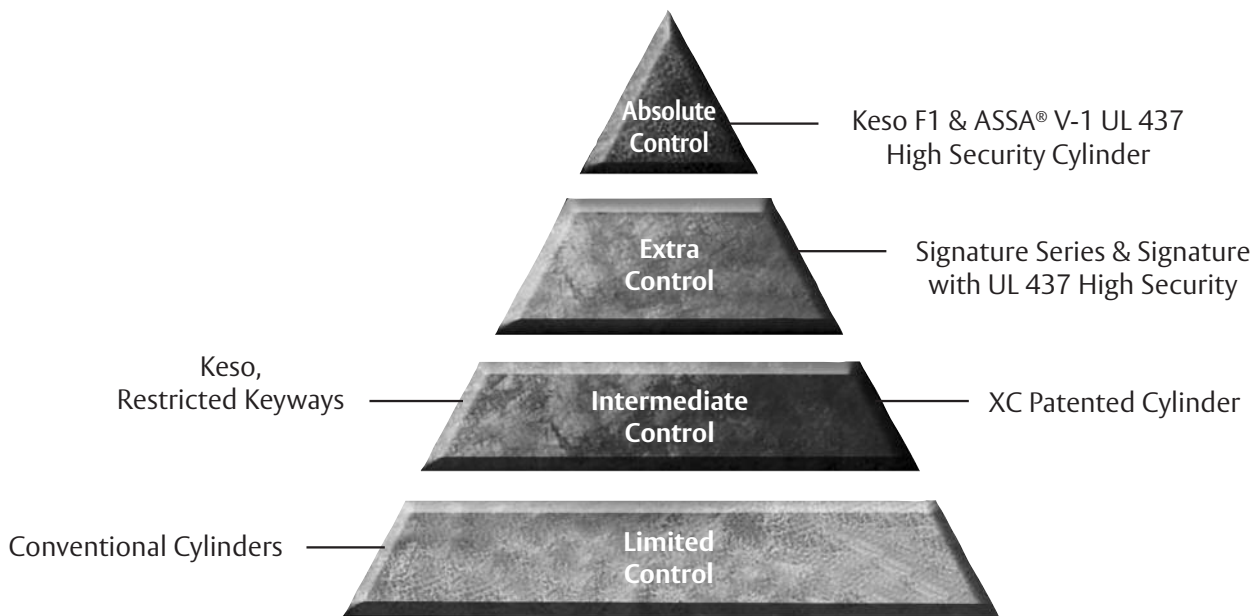
A letter requesting a SARGENT Code Pattern Registration Form must be sent to the Key Records Department in New Haven, CT.

Signature patterns will be issued by predefined geographical boundaries and assigned in accordance with a standard factory policy.

A letter of authorization under the letterhead of the End-User must accompany any purchase orders for any products which involve SARGENT's Signature cylinders and or keys.

SARGENT Signature patterns are assigned at the End-User level.

Pyramid. Cylinder & Key Control Products



* See product catalogs for more information

Signature® Features and its KeyWizard™ Management Software

Signature® Series

SARGENT®
ASSA ABLOY

SARGENT'S KeyWizard™ 4.0 Software Package Tracks Multiple Key Systems Including Keys, Keyholders, Locations and Hardware Information

This comprehensive key management software package was developed for locksmiths and end-users to track detailed information. The program features easy to navigate, non-cluttered screens and uses a format similar to Microsoft® Outlook™.

Features:

- Free technical support & free upgrades for one year
- Clear easy to read screens
- Multi-level password protection
- Manages multiple end-users and multiple key systems for most manufacturers
- Customized query, reporting, and search capability
- Global key search across multiple masterkey systems
- Comprehensive hardware listings for door locations
- Displays keyholder photos and signatures for identity verification
- Audit trail history of all key holder keys transactions
- Automatic reminders for maintenance, back-ups, and overdue keys
- Accurate key symbol sorting
- Create cylinder assembly diagrams
- Key authorization tracking
- Customized facilities' logos can now be added to key issue authorization forms
- Customized key receipts and authorization forms
- Tracking of loaned keys and key deposits
- Stores maintenance service history records
- Importing of key systems, keyholders and locations
- Exporting of key systems and locations
- Network and stand-alone versions available



By **SARGENT®**

How to Order:	Part Number
Single License Version	KW-SS1
Network Version	KW-SSN1
Demonstration Version	KW-DEMO1
KeyWizard CD with new masterkey system (when purchased with hardware)	DLKW1
KeyWizard CD with existing key systems*	DLKW2

KeyWizard replacement for KeyMinder
(Consult factory for eligibility requirements)
Single License Version **UP-KW-SS1** || Network Version | **UP-KW-SSN1** |

* Please consult factory for the availability of existing systems for use with KeyWizard.

Computer System Recommendations:

REQUIRED:

- 350 MHZ processor or greater
- Windows® 98, 2000, ME, NT or XP
- 16 MB RAM
- CD Drive
- Mouse pointing device
- 60 MB hard disk space

RECOMMENDED For Better Performance:

- 500 MHZ processor or greater
- Windows® 98, 2000, ME, NT or XP
- 64 MB RAM
- CD Drive
- Mouse pointing device
- 70 MB hard disk space

Components

Signature® Series

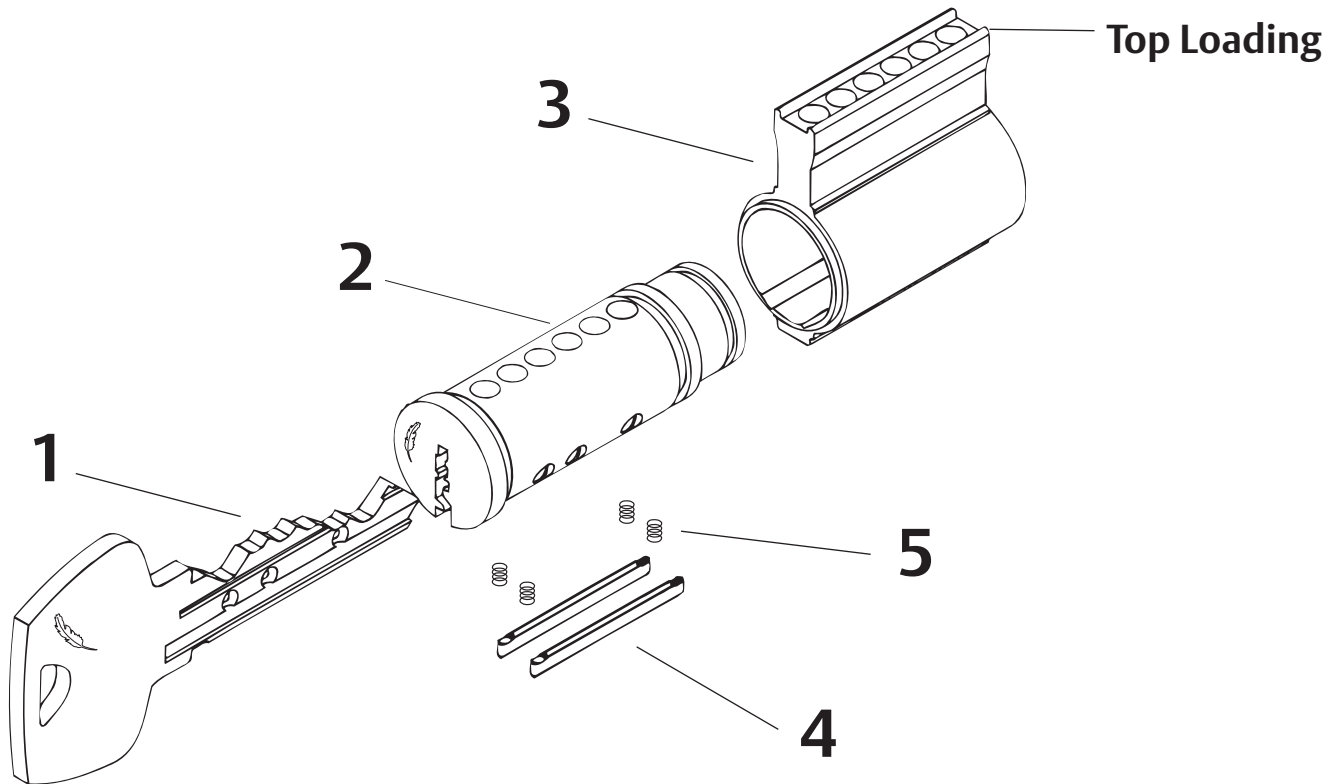
The Signature key system consists of a 6 pin cylinder with 2 added blocking bars with shear lines (item 4) which work in conjunction with 6 factory loaded side pins. The side pins depths and locations vary and only work with a corresponding dimpled key.

In addition, two “blocking pins” for a total of 8 are in each plug/barrel. These blocking pins prohibit non Signature keys from being inserted into the Signature cylinder. Signature keys can operate non-Signature cylinders.

These pins are factory installed and do not need to be serviced.

The Signature key system is ideal for existing facilities that would like to upgrade to a Patented key system with minimal effort.

Signature can easily be blended into most existing key systems while allowing the end user one master key that will open both Signature and non-Signature cylinders.



Key Blank

- 1** Standard key bitting can be accomplished in the field with any industry standard duplicating or code cutting machine.

Signature Offset Blocking Bar

- 4** (2) Two per cylinder. Locks out all but correctly dimpled and bitted keys.

Signature Barrel (Plug)

- 2** Unique Signature pattern code pins factory loaded. Field servicing not required.

Signature Offset Blocking Bar Springs

- 5** (4) Four per cylinder. Two per offset blocking bar. Supplies required spring force to prevent compromise of offset blocking bars by anything other than a correctly dimpled and bitted key.

Signature Body

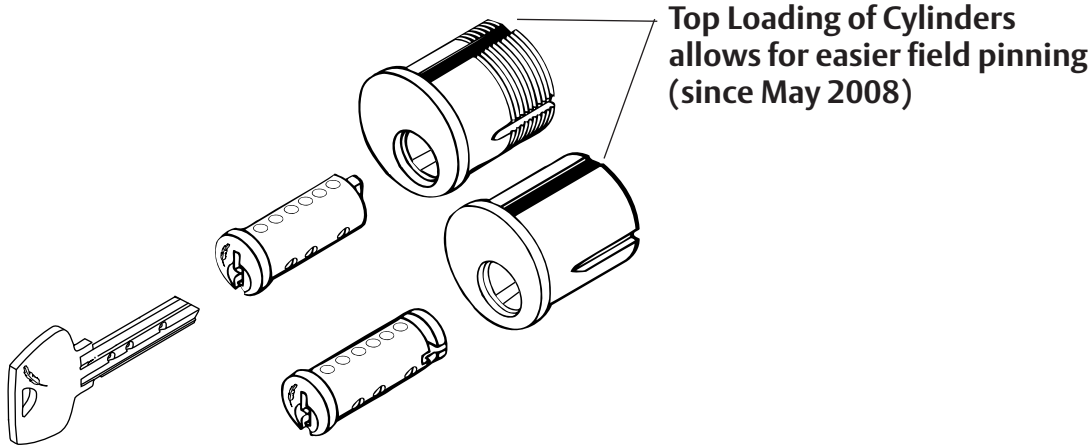
- 3** Grooved to function with offset blocking bar assemblies.

UL 437 Listed Cylinders

Sargent offers the Signature Series Mortise and Rim Cylinders with the UL 437 option. UL 437 sets the standard for both drilling and picking resistances. These cylinders are manufactured to include hardened drill resistant inserts in both the plug/barrel and body along with 6 stainless steel drivers.

UL 437 High Security Signature Cylinders are recommended for doors most likely to be physical assaulted, while the use of standard Signature Cylinders is more advantageous and less costly for interior doors.

The UL cylinders complement Anti Vandal and Security escutcheons offered with our 8200 Series Mortise Locks and 80 Series Exits Devices.



Mortise/Rim Cylinders

	Complete 6 Pin Assembly	Barrel	Body & Slide Assembly
40 Series* Cylinder	10-41	13-3835	13-3726
	10-42	13-3836	13-3727
	10-43	13-3837	13-3728
	10-44	13-3838	13-3729
	10-46	13-3839	13-3730
	10-48	13-3840	13-3731
	10-50	13-3841	13-3732
	10-52	13-3842	13-3733
	10-54	13-3843	13-3734
10-56	13-3844	13-3735	
Rim Cylinder*	10-34	13-3845	13-3847

* When cylinders are ordered (without hardware), they are packed with #97 rosette as standard. Others available, consult Product Catalogs for optional collars.

Note: Parts on this page reflect only those that are unique to the Signature feature. For all other cylinder components, refer to the standard cylinder section.

Only the Signature cylinders listed on this page are offered in higher security UL 437 version.

Signature Mortise or Rim cylinders with the UL option provides the highest level of security and is underwritten by Underwriters Laboratories UL 437 standards.

Note: UL437 is not available with 21-, 63-, 78- or LE3 & LE4 mortise trims

Example order for a UL437 Signature Mortise Cylinder is specified: 10-UL-41 x 26D x key set

Cams for use with 40 Series

- Cam Suffixes are used when ordering mortise cylinders with option cams.
- Cam Part Numbers are used to order the cams separately

Cam Type	Suffix	Part Number
SARGENT Std Cam	No Suffix	13-0660
ADAMS RITE (1850)	-101	13-0512
ADAMS RITE (4070)	-104	13-0513
Inside Cam for 16 & 92 function Mortise Locks	-105	13-0665
Schlage L	-106	13-0928
Cam Screws	2 required	01-1121

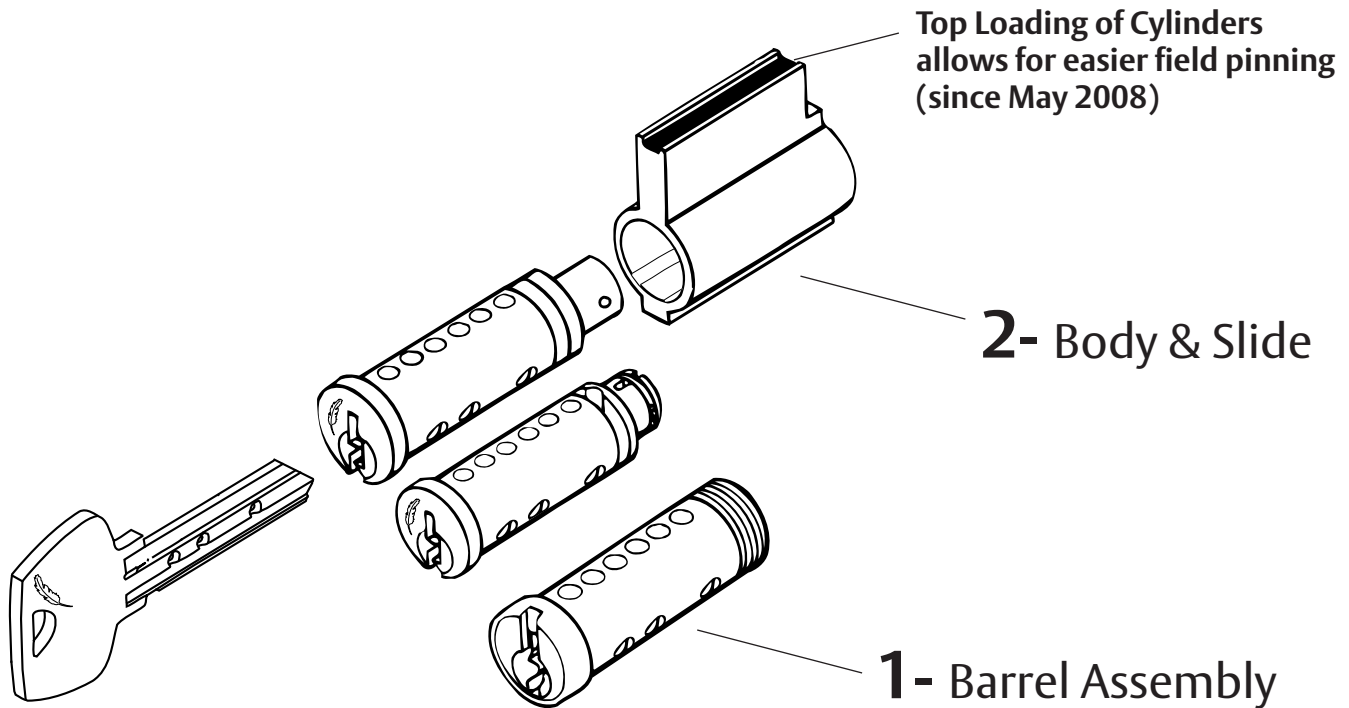
Copyright © 2007, 2009, Sargent Manufacturing Company, an ASSA ABLOY Group company. All rights reserved. Reproduction in whole or in part without the express written permission of Sargent Manufacturing Company is prohibited.

Bored Locks

Signature® Series

SARGENT®

ASSA ABLOY



Bored Locks

Functions	Lockset	Assembly	Barrel Assembly #1	Body & Slide #2
All except 50 function	11 Line	10-C11-1 (13-4147)	13-3851	13-3710
All except 50 function	10, 8L, 7 Lever, 6500	10-C10-1 (13-3713)	13-3851	13-3710
All except 50 function	9, 8	10-C8-1 (13-3827)	13-3850	13-3852
All except 50 function	6 "S","N"	10-C6-1 (13-3814)	13-3851	13-3710
All except 50 function	6 "B"	10-C6-1B (13-3815)	13-3851	13-3710

Auxiliary Locks (Deadbolts)

Lockset	Assembly	Barrel #1	Body #2
484	10-C480-1 (13-3857)	13-3849	13-3855
485,487	10-C480-2 (13-3858)	13-3849	13-3855
486	10-C480-3 (13-3859)	13-3849	13-3855
464/474	10-C460-1 (13-3861)	13-3849	13-3854
465/475	10-C460-2 (13-3862)	13-3849	13-3854

Note: Parts on this page reflect only those that are unique to the Signature feature. For all other cylinder components, refer to the standard cylinder section.

Not Available in UL 437

For products not listed, contact factory for availability

Copyright © 2007, 2009, Sargent Manufacturing Company, an ASSA ABLOY Group company. All rights reserved. Reproduction in whole or in part without the express written permission of Sargent Manufacturing Company is prohibited.

90105:B 08/01/09

10-6300 Large Format Interchangeable Cores and 6300 Series Tools

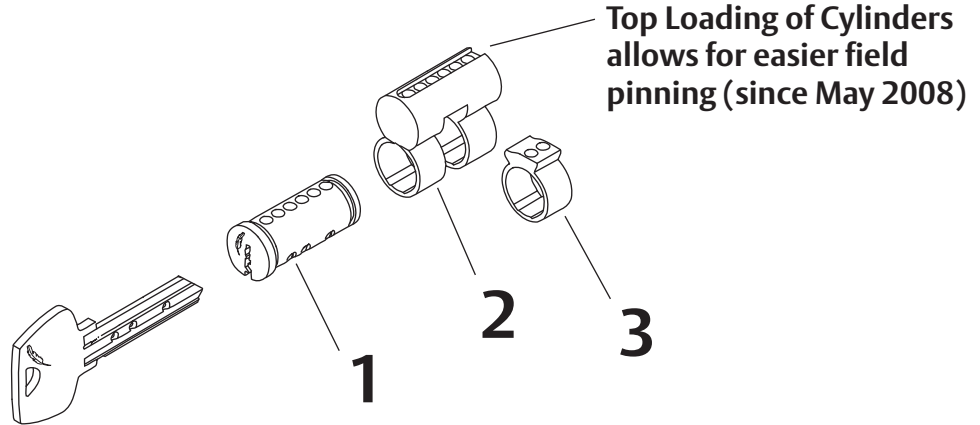
Signature® Series

SARGENT®

ASSA ABLOY

10-6300 Cores	
Complete Core	10-6300 x finish
#1 Barrel	13-0976
#2 Body Only	13-0977
#3 Sleeve	13-1074
Slide (Not Shown)	13-0797/ 13-1341*

* Slides for cylinders mfg after 3/06



10-6300 LFIC can be used with:

- 10-63-34 Rim Cylinders
- 10-63-40 Series Mortise Cylinders (in these Sizes 42(1-1/4"), 43(1-3/8"), 44(1-1/2") & 46(1-3/4")
- 10-63-11 Line (T-Zone Locks)
- 10-63-10 Line Locks
- 10-63-7 Line Locks
- 10-63-6500 Series
- 10-63-8 & 10-63-9 Line Bored Locks
- 10-63-758 Padlocks
- 10-63-858 Padlocks

Note: Not available with UL prefix option

432 RC Tool for 6300 LFIC (Removable Core)



- The 432 RC tool to assist in installing SARGENT LFIC (Removable Core) Mortise Housings. This tool makes it easy to thread a cylinder body into a Mortise lock and can also be used to check the cylinder function of a lock before installing the cylinder core.
- Order as: 432 RC for the 6300 LFIC (Removable) Core Installation Tool

437S Signature Keying Kit

Used to service SARGENT Signature cylinders. Includes all of the same components as the 437C plus: (As shown in the Cylinders & Components Catalog)


- 100 Blocking Bar springs, 13-0986
- 10 Each Blocking Bars, 13-1109
- 1 Each Field Service Tool, 13-3916

Note: When repinning 10-6300 Signature removable core cylinders made before January 2009, containing special hollow drivers, the 437RC/UL supplemental pinning kit is required.

Note: Parts on this page reflect only those that are unique to the Signature feature. For all other cylinder components, refer to the standard cylinder section.

436-1 Slide Block Kit

- Includes fixture and staking tool for use only with the (10)- 6300 Series Cylinders manufactured after March 2006 for the ease of top loading in the field
- The kit includes 100 each slides p/n 13-1341, 14-2052 Staking Block and staking tool 14-0507
- Cylinders manufactured after March 2006 will not include the box around the SARGENT logo and can be used with this kit



Note: Cores made prior to March 2006 can be bottom loaded or top loaded with slide 13-0797, which must be staked.

Key Blanks

Signature® Series

SARGENT®

ASSA ABLOY

Part Numbers

All Signature key blanks are stamped at the factory with the Quill Logo and the individual Signature pattern. The Signature key blanks with the end user's unique dimple pattern are available only from SARGENT.

Available Keyways: H, L, R. For other sections, call factory.

Orders for these key blanks, must be accompanied by a letter of authorization under the end user's letterhead. This letter must contain the required key section(s) and appropriate authorizer's identification

The Signature Key Blank for field cutting and stamping key is offered in two styles.

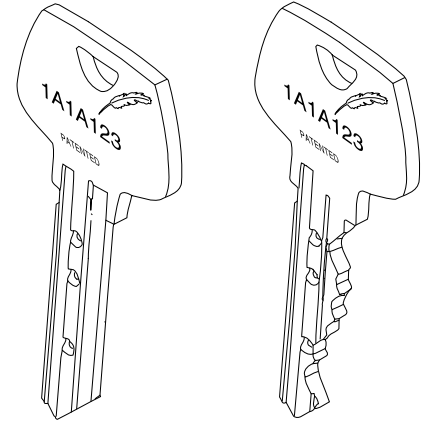
Version one: The key blank has the standard SARGENT logo embossed on one side. The other side has the Signature Quill Logo, specific Signature code pattern, keyway and space for one additional line of stamping such as key set.

Version two: The key is less Sargent logo. This allows for additional space for optional stamping such custom or specific die stamping or DO NOT DUPLICATE. The other side has the Signature Quill Logo, specific Signature code pattern key way and one additional line for stamping such as key set. Key set symbols or alternate symbols will be stamped on all master keyed orders.

Two types of Signature featured key blanks are available for specific Keyway (sections) configurations: the day key or single key section, and the Master Keyway sections.

10-6275 Day Key x keyway

10-6270 Master Section x keyway



Key bittings can be cut on any industry standard key cutting machine.

Field Service Parts

Part Numbers

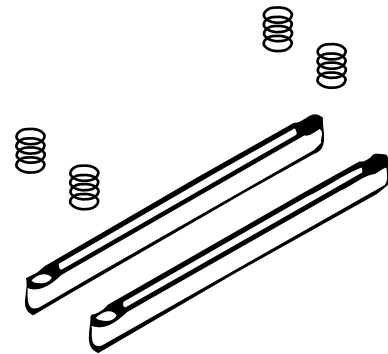
Blocking Bar (Old Style)	13-0985
Blocking Bar (New Style)	13-1109
Blocking Bar Spring	13-0986

Blocking Bar packed in quantities of 10

Blocking Bar Spring packed in quantities of 100

Pinning Kit The 437-S pinning kit is for Signature cylinders. (on previous page) LFIC (Removable) core cylinders manufactured before January 2009 require the use of hollow drivers in both the 3rd and 4th chambers found in Kit 437 RC/UL. (located in the Conventional Catalog) LFIC (Removable) core cylinders manufactured after December 2008 use standard drivers and spring 13-1769 in all positions. 10-UL listed cylinders when re pinned require the use of hardened pins which are sold separately. The 437RC/UL has space to store these hardened pins.

Service Tools Refer to Standard Cylinder Section. No additional service tools required for the Signature Cylinder.

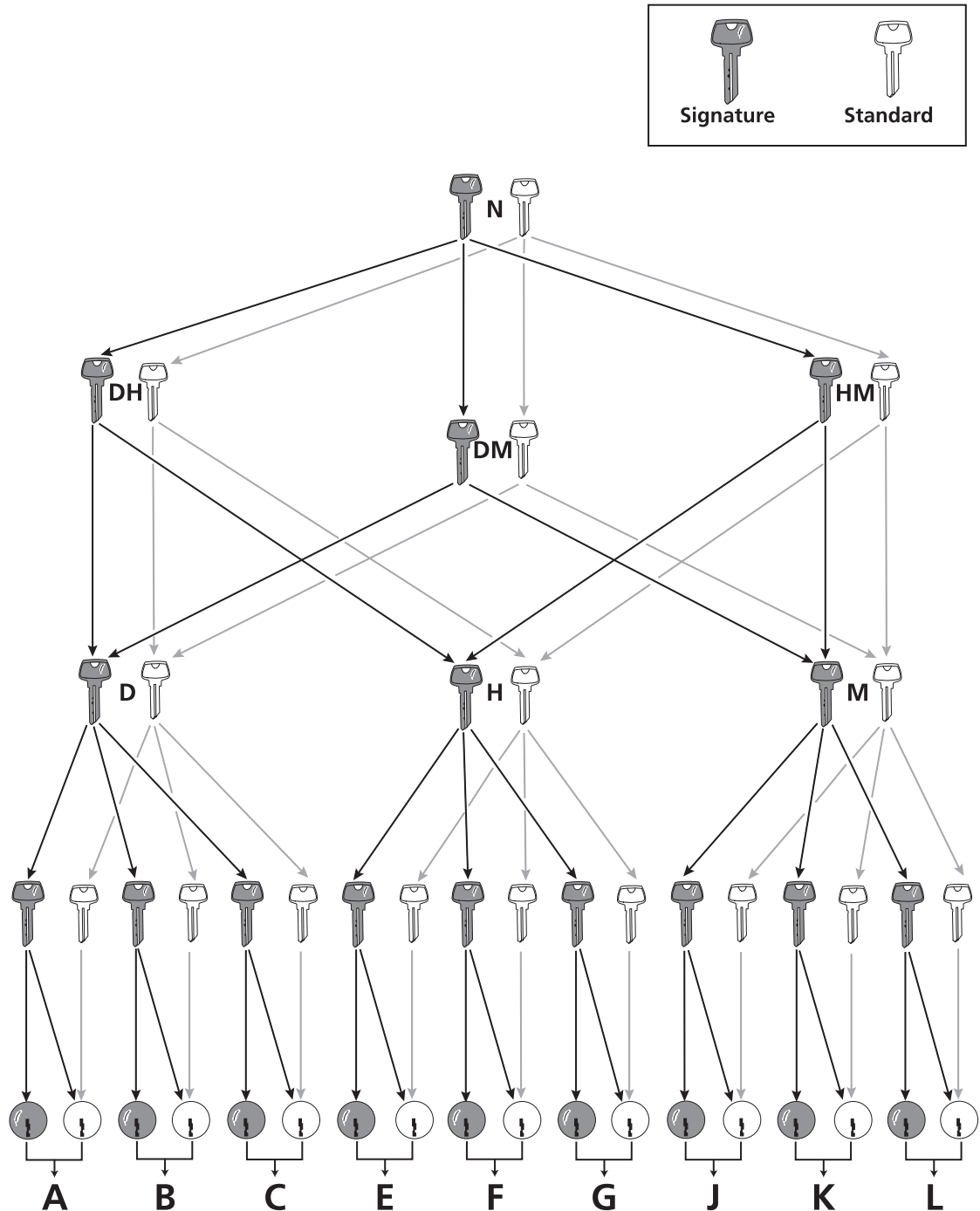


Cylinder lubricant packaged in convenient 3.0 oz. aerosol can be order by p/n 18-0070

Copyright © 2007, 2009, Sargent Manufacturing Company, an ASSA ABLOY Group company. All rights reserved. Reproduction in whole or in part without the express written permission of Sargent Manufacturing Company is prohibited.

90105:B 08/01/09

Signature vs. Standard Keyway Control



SARGENT Signature keys are produced with a special feature that allows them to operate Signature cylinders as well non-Signature cylinders within the same keyway family. The standard key does not contain the special feature which allows it to operate a Signature cylinder but will continue to operate non-Signature cylinders.

Signature key system can be easily blended into most existing facilities using the existing keyways (contact key records), but with the additional feature that allows operation only with Signature Keys. This prevents unauthorized access with a minimum effort. Typically all exterior cylinders and selected interior cylinders are upgraded to Signature to immediately stop unauthorized access, while still allowing one master to operate both types of cylinders.

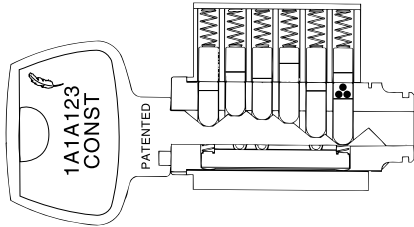
Construction Master Keying (21 Prefix)

Signature® Series

SARGENT®

ASSA ABLOY

With construction key in cylinder

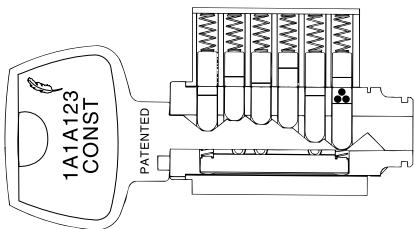


The SARGENT Signature Cylinder employs what is known in the industry as the “Lost Ball” method of Construction Master Keying. Use the 21- as the prefix when ordering this feature.

NOTE: Adding this feature to an existing SARGENT Master Key system may not be possible. Contact SARGENT key records department if this feature is required in an existing system.

The SARGENT Signature Cylinder with “Lost Ball” method of Construction Master Keying is not offered with 10-UL- and 10-63-. The 64- option is offered for construction keying when 10-6300 permanent cores are to be used.

With construction key in cylinder

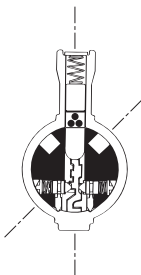


Construction key rotating cylinder plug

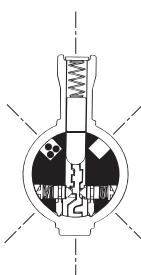


Example shows “Lost Ball” construction feature in last chamber of cylinder. Construction feature can be used in any chamber.

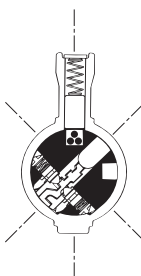
To void construction key using the day/change key



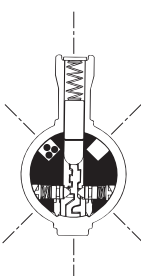
Change key inserted in cylinder.



Change key rotated to position for extraction. Construction key now voided from cylinder.



Change key rotating. Construction balls fall into hole in the side of plug.



Construction key inserted after balls are trapped. Driver now extends into plug chamber. Construction key will not rotate.

Copyright © 2007, 2009, Sargent Manufacturing Company, an ASSA ABLOY Group company. All rights reserved. Reproduction in whole or in part without the express written permission of Sargent Manufacturing Company is prohibited.

Signature Code Pattern Registration Form

SARGENT Signature Series
Code Pattern Registration Form
100 Sargent Drive New Haven, CT 06511 Phone (203) 498-5544 Fax (203) 776-5992

SECTION A - Distributor Information (1) Date: ___/___/___

(2) Distributor Name: _____ (3) Acct# _____

(4) City: _____ (5) State: ___ (6) Zip Code: _____

(7) Contact Name: _____

(8) Phone: () _____ (9) Fax: () _____

SECTION B - Facility Information

(10) Facility Name: _____

(11) Building Name: _____

(12) Address: _____

(13) City: _____ (14) State: ___ (15) Zip Code: _____

(16) Area responsible for key system _____
and Names of _____ Title: _____
Authorizing _____ Title: _____
Individuals _____

Mailing Address _____ City, State, Zip _____

Phone _____ Fax _____
(Please type or Print Clearly)

(17) Existing System? (Y/N) ___ (18) Existing TMK Code# _____ (19) Key: _____

(20) System Spec's: System Const Removable Hotel Cylinder
Level ___ Key ___ Core ___ MkY ___ QTY ___

SECTION C - Area of Exclusivity Final Approval and assignment by Sargent

(21) National: ___ (22) Adjacent States: ___ (23) Other States: _____


SECTION D Authorization

FACTORY USE ONLY

Keyway Family: ___ Master Sections: ___ N ___ D ___ H ___ M ___ DH ___ HM ___ DM
Single Sections: ___ A ___ B ___ C ___ E ___ F ___ G ___ J ___ K ___ L

Signature Code: _____ PIN Code: _____ Type (R/A): ___

Alternate Signature Code: _____



1756

The Signature Code Registration Form must be submitted prior to any purchase orders for products.

The information on this form is used by computer software to select the unique Signature code pattern for each key system and monitor the selection process to insure code patterns are not duplicated within the pre-defined area of exclusivity.

Cover Sheet for all Keyed Orders

SARGENT KEYING ORDER INFORMATION SHEETS

How to use this Interactive form: Put cursor over the red triangle. How to mark a box in the form

Customer/Account Number _____ Purchase Order Number _____ Ship To: _____ Note Special Shipping Addresses on Page 3

SO# to: _____ Phone: _____ Fax: _____

Contact: _____

Facility Name: _____ Building Name: _____

Facility Contact: _____ Phone: _____ Fax: _____

Address: _____ City: _____ State: _____ Zip: _____

Key System Definition

At all times New Key Systems need to be defined in the Key System section to be used in the key system to build your system and to be used in the...

New Key Systems: Complete Scope of Key System Structure

GM Level1: Masters per GM _____ Changes per Master _____

GM Level2: Masters per GM _____ Changes per Master _____

Master level2: Masters per Master _____ Changes per Master _____

Are Submasters to be used? Yes No

Attach separate sheet for submaster information if needed

Existing Key Systems (in information box)

Existing Register Number _____

Existing TMK Billing and Keyway: _____

Previous SARGENT order number _____

Are all special keys provided? Y / N (indication to control keys, emergency keys)

if not providing control keys responsibility remains with you

Authorization (see attached instruction for master key request)

Signature Code: _____

Existing Pin Code: _____

Letter of Authorization attached: Existing S/C Code _____

Initial Request Form attached For New S/C Code _____

V10 Code _____

Letter of Authorization attached _____

Contact Attached _____

Keys: _____ Authorization Forms attached _____

Page 1

SARGENT KEYING ORDER INFORMATION SHEETS

At all times the key request for all key systems must be described in the key system section

Special Keying Requirements:

Attached separate sheet defining cross keying requirements

21-22: Construction Keying 30: Hotel Keying Module

63: Removable Core 64: Removable Core Old Style***

10: Signature 11: XC Feature

V10:*** Restricted Key:***

*** V10 is a term to be used on keying systems already set up to be keyed by request.

*** V10 is a term to be used on keying systems already set up to be keyed by request.

Hotel Keying Bond In 70: SARGENT Small Format Core

73: Existing Besi/Arrow/Fabron A2 A4

Spec'f: Keyway or Key Family Required _____

V102 Stamping Requirements

Keys with Keyset Billing Blnd Code Oml Stamping

See Catalog for additional information

Existing Die Stamp: _____

New Die Stamp: _____

Oml SARGENT Logo _____

Oml Keyway _____

Cylinders: No Oyl Stamping Oyl Face Oyl Concealed

Bitting List Requirements

Issued Keys Expanded

For Expanded Bitting indicate number of extra bittings:

(Large volumes may require an extra charge)

Key Quantities

Number of cut Control Keys _____ Construction Masters _____ EMK's (Hole) _____

Number of cut Master level Keys per each Master _____

Number of cut Change (Day) keys per Cylinder _____ DR _____

per Keyset Symbol: _____

SARGENT has created a new order lead sheet. This form must accompany any purchase order containing product for the Signature cylinders and keys.

SARGENT recommends that the form accompany any purchase order for master keyed systems.

How to Order/Special Features

Signature® Series

SARGENT®

ASSA ABLOY

How to Order

In order to obtain a unique SARGENT Signature pattern, a pre-authorization form must be sent to SARGENT's Key Records department in New Haven, CT. SARGENT will reserve a specific Signature pattern for the particular end user.

All purchase orders received by SARGENT for Signature products must be accompanied by a letter of authorization from the end user, including his registered Signature pattern and 8 digit pin code.

A prefix has been created to assist in identifying when a SARGENT product is to include the Signature cylinder feature.

When ordering, use 10- as the prefix to indicate that the product requires the Signature feature (e.g., 10-8226 LNL x US26D, 10-10G05 LL x US26D, etc.)

If other prefixes are being used, be sure that the Signature prefix appears first (e.g., 10-63-10G05, 10-21-8226 x 26D, etc.)

Special Features: VKC and Cut Key Options

Visual Key Control

Visual Key Control will incorporate the standard industry key symbol identification. The Visual Key Control feature will appear on the key blank only. Stamping on the face of the barrel is not possible due to space limitations and security reasons. Concealed stamping of the key set on the slide is available as an option. All keys will have the Signature facility code with the Signature Quill logo.

Special Key Blank Stamping

The Signature Key Blank is offered in two versions to accommodate a variety of key bow stamping options.

Version one: The key blank has the standard SARGENT logo embossed on one side. The other side has the Signature Quill Logo, specific Signature code pattern, keyway and space for one additional line of stamping such as key set.

Version two: The key is less Sargent logo. This allows for additional space for optional stamping such custom or specific die stamping or DO NOT DUPLICATE. The other side has the Signature Quill Logo, specific Signature code pattern key way and one additional line for stamping such as key set. Key set symbols or alternate symbols will be stamped on all master keyed orders.

UL 437 High Security Feature

A UL 437 version of the Signature Cylinder is available for mortise and rim cylinders only. When ordering, specify UL as a prefix. (e.g., 10-UL-8204 LSL x US26D). Sargent's 8200 LS Security Escutcheons are complimented by UL 437 Signature Cylinders.

SARGENT Manufacturing Company
100 Sargent Drive, New Haven, CT 06511 USA
800-727-5477 • www.sargentlock.com

Founded in the early 1800s, SARGENT[®] is a market leader in locksets, cylinders, door closers, exit devices, electro-mechanical products and access control systems for new construction, renovation, and replacement applications. The company's customer base includes commercial construction, institutional, and industrial markets.

Copyright © 2007, 2009, Sargent Manufacturing Company, an ASSA ABLOY Group company. All rights reserved. Reproduction in whole or in part without the express written permission of Sargent Manufacturing Company is prohibited.

ASSA ABLOY is the global leader in door opening solutions, dedicated to satisfying end-user needs for security, safety and convenience.